

ELECTRIC BUILDER'S HOIST



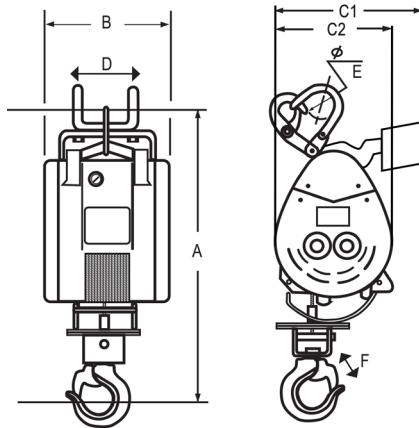
Features

- Lightweight and compact design for convenient mounting
- Automatic shut-off when rope reaches limit arm
- Dynamic and mechanical brake provides instant and safe braking
- Upper and lower limit switches for additional safety
- Sensor arm for motor shut-off to prevent reverse winding
- Galvanized wire rope with 360-degree weighted hook includes safety latch
- Quick release pendant and power cords
- Standard 115V power source-compatible
- Individual test certificate & serial number
- Choose between a standard corded pendant (OBH) for easy operation or a wireless remote (OBHW) for added versatility and freedom of movement.

Standards - CE, FCC

| | OBH500 | OBHW500 | OBH1000 | OBHW1000 |
|---------------------------|-------------|-------------|-------------|-------------|
| Capacity - Full Drum (lb) | 500 | 500 | 1000 | 1000 |
| Motor Voltage | 115/1/60 | 115/1/60 | 115/1/60 | 115/1/60 |
| Speed (fpm) | 75 | 75 | 37 | 37 |
| Motor (HP) | 1.74 | 1.74 | 2.41 | 2.41 |
| Motor KW | 1300W/17.5A | 1300W/17.5A | 1800W/15.5A | 1800W/15.5A |
| Lifting Height (ft) | 90 | 90 | 90 | 90 |
| Wire Rope (in) | 3/16 | 3/16 | 1/4 | 1/4 |
| Net Weight (lb) | 54 | 57 | 70 | 73 |
| Power cord length (ft) | 15 | 15 | 15 | 15 |
| Pendant length (ft) | 65 | 65 | 65 | 65 |
| Full Load (AMPS) | 17.5 | 17.5 | 15.5 | 15.5 |
| Duty Cycle (min) | 15 (25%) | 15 (25%) | 15 (25%) | 15 (25%) |
| Wireless | No | Yes | No | Yes |

500 & 1000 LB



| | OBH500 | OBHW500 | OBH1000 | OBHW1000 |
|-----------------------|--------|---------|---------|----------|
| A (in) Height | 26.77 | 26.77 | 28.50 | 28.50 |
| B (in) Width | 9.50 | 9.50 | 10.50 | 10.50 |
| C1 (in) Depth | --- | 10.00 | --- | 12.00 |
| C2 (in) Depth | 7.88 | --- | 12.00 | --- |
| D (in) Hanger Width | 4.50 | 4.50 | 5.50 | 5.50 |
| E (in) Hanger Opening | 2 | 2 | 2 | 2 |
| F (in) Hook Opening | 1.62 | 1.62 | 1.50 | 1.50 |



Dimensions and illustrations are for reference only and subject to change without notice.



WIRELESS ADAPTERS

The OZ Lifting Products Wireless Adapter is a plug-and-play unit that allows the user the ability to control their OZ Electric Chain Hoist or OZ Electric Builder's Hoist wirelessly from up to 250 feet away. The Wireless Adapter can be installed in minutes and connects to the hoist to improve safety, productivity, and efficiency for a variety of lifting applications.

Features

- Operate the hoist from a safe distance of up to 250 feet while keeping line of sight
- Compact and lightweight design easily connects and pairs to OZ Electric Chain Hoist or OZ Electric Builder's Hoist
- Improved safety, productivity, and efficiency
- 115V receiver voltage

Standards - CE, FCC

Wireless adapter kits include: Transmitter, receiver, mounting bracket, and hardware. Remote requires (2) AA batteries - not included. Hoist sold separately.

| BUILDER'S HOIST | OBHWA-T500 | OBHWA-T1000 | OBHWA |
|--------------------------------------|---|---|--|
| Dimensions (Length x Width x Height) | 6 X 4 X 5 | 8 X 5 X 7 | 10 X 4.5 X 3.5 |
| Weight Assembled (lb) | 1.2 lb. | 1.8 lb. | 2.6 lb. |
| Receiver Voltage | 115 V | 115 V | 115 V |
| Transmitter Battery | AA (x2) | AA (x2) | AA (x2) |
| Operating Range (Line of Sight) | 250 ft. | 250 ft. | 250 ft. |
| Wireless Adapter Compatibility | Wireless Adapter for use with: OBH500 (Only models with serial numbers starting with "T" and "KW") | Wireless Adapter for use with: OBH1000 (Only models with serial numbers starting with "T" and "KW") | Wireless Adapter for use with: OBH500 & OBH1000 (Only serial numbers starting with "K", "KR", and "500") Plug & Play |
| ELECTRIC CHAIN HOIST (ECWA) | | | |
| Dimensions (Length x Width x Height) | 7 X 12 X 4.5 | | |
| Weight Assembled (lb.) | 3.4 lb. | | |
| Receiver Voltage | 115 V | | |
| Transmitter Battery | AA (x2) | | |
| Operating Range (Line of Sight) | 250 ft. | | |
| Wireless Adapter Compatibility | OZ1000EC (All serial numbers), OZ2000EC (Excluding serial numbers starting with "V"), OZ4000EC (Excluding serial numbers starting with "V") | | |



OBHWA-T500 with OBH500 shown




ECWA with OZ1000EC shown

ECWA



OBHWA-T500/T1000



OBHWA

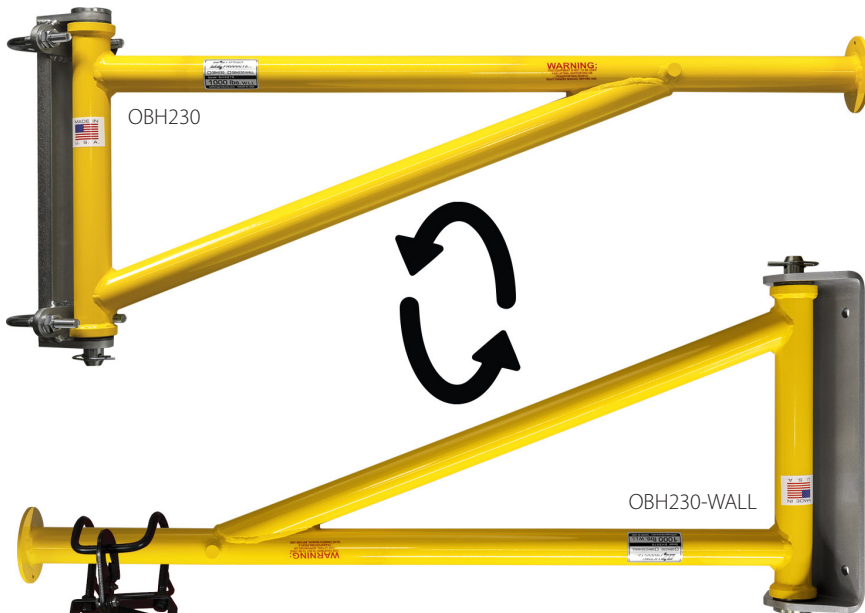


**WARNING
CANCER AND REPRODUCTIVE HARM**
Some products may contain chemicals known to the state of California to cause cancer, or birth defect or reproductive harm.
www.P65Warning.ca.gov

Dimensions and illustrations are for reference only and subject to change without notice.



ELECTRIC SERIES HOIST ACCESSORIES

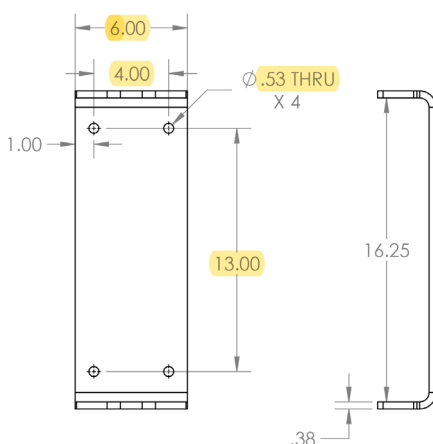


Mounting Arm Bracket (Pipe-Mount and Wall-Mount)

- Durable powder coat finish
- Solid mounting bracket
- Portable / Light Weight
- Quick mount
- Includes mounting template
- Made in USA

Both OBH230 and OBH230-WALL can be reverse mounted. Ideal for low headroom situations.


| | OBH230 | OBH230-WALL |
|------------------------|--------|-------------|
| W - Width (in) | 40 1/2 | 40 1/2 |
| H - Height (in) | 17 3/4 | 17 3/4 |
| D - Mounting Pipe (in) | 2 | N/A |
| Capacity (lb.) | 1000 | 1000 |
| Net Weight (lb.) | 26 | 31 |



OBH230-WALL - Mounting bolt pattern

Dimensions and illustrations are for reference only and subject to change without notice.

OBH-CLAMP Builder's Hoist Beam Clamp



| OBH-CLAMP | |
|-----------------------|-------|
| A - Width (in) | 13.5 |
| B - Height (in) | 5.375 |
| Max flange width (in) | 8 |
| Capacity (lb.) | 1000 |
| Net Weight (lb.) | 8 |

OBH-HC Hoist Clamp

Hoist Clamp for hanging 1000 lb. and under manual and electric chain hoist on OBH230 & OBH230-WALL



**OZ05PBTA-OBH
Trolley with
OBH Hanger**
Refer to OZ05PBTA
dimensions on page 15



**OZGBT-OBH
Geared Trolley
with OBH Hanger**
Refer to OZ1GBT
dimensions on page 18



**OZPBT-OBH
Push Beam Trolley
with OBH Hanger**
Refer to OZ1PBT
dimensions on page 18

OBH Hanger



OBH-HANGER



OBH-HANGER2

