

# ELECTRIC CHAIN HOIST



## Features

- **Overload Protection** – High performance friction clutch that is integrated with the load brake. This device is designed to prevent overloading the hoist.
- **Hook** – Forged carbon steel load hook with a heavy duty latch. Bottom hook features a thrust bearing to allow 360° rotation to prevent twisting of load chain. Top hook is rigid.
- **Load Sheave** – Provides better distribution of the load and smooth lifting with reduced vibration and wear.
- **Gearing** – Precision machined gears heat treated for strength and durability. Oil bath lubrication on all bearing rotating points for a quieter, smoother and cooler operation.
- **Braking** – Dual braking system combines mechanical plus regenerative braking for instant and safe operation.
- **Chain** – Grade 80 case-hardened alloy steel for long and dependable service life.
- **H3 Duty Class** – 25-30% duty cycle for operation in various applications.
- **115V Power** – 115/1/60 – Standard power making it easy to use virtually anywhere.
- **Pendant Controls** – IP64 ergonomic pendant design for operator comfort. Lift and lower load easily with integrated emergency stop.
- **Compact Aluminum Body** – Compact and lightweight powder coated cast aluminum alloy body making it perfect for many work station applications.
- **Chain Bag** – Durable vinyl bag comes standard. Oversized chain bag available on request.
- **Wireless or Pendant Option** - Choose between a standard corded pendant (EC) for easy operation or a wireless remote (ECW) for added versatility and freedom of movement.
- **Individual test certificate and serial number**



## Standards - CE, FCC

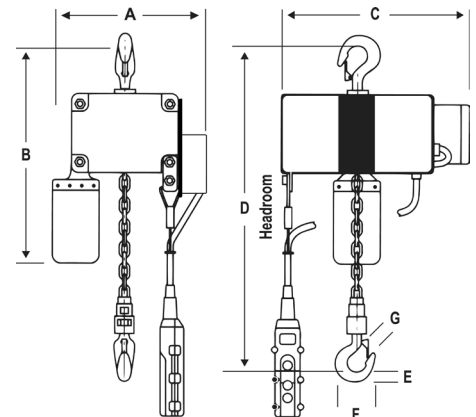
	OZ500EC	OZ1000EC	OZ1000ECW-20	OZ2000EC	OZ2000ECW-10	OZ4000EC	OZ4000ECW-10
Voltage	115 / 1 / 60	115 / 1 / 60	115 / 1 / 60	115 / 1 / 60	115 / 1 / 60	115 / 1 / 60	115 / 1 / 60
Capacity (lb.)	500	1000	1000	2000	2000	4000	4000
Falls of Chain	1	1	1	1	1	2	2
Speed (FPM)	12.5	20	20	13	13	6.5	6.5
Motor (HP)	.25	1.8	1.8	2.4	2.4	2.4	2.4
Motor KW	180W/4A	1400W/10A	1400W/10A	1800W/13A	1800W/13A	1800W/13A	1800W/13A
Standard Lift (ft.)	20	20	20	10	10	10	10
Duty Cycle (min.)	15 (25%)	18 (30%)	18 (30%)	18 (30%)	18 (30%)	18 (30%)	18 (30%)
Pendant Length (ft.)	15	19	19	19	19	19	19
Power Cord Length (ft.)	15	15	15	15	15	15	15
Load Chain Diameter (mm)	4	6.3	6.3	7.1	7.1	7.1	7.1
Net Weight (lb.)	18.00	54.80	60.50	55.00	60.70	78.60	84.30
Wireless	No	No	Yes	No	Yes	No	Yes

Custom lengths of lift available on all capacities shown.

	OZ500EC	OZ1000EC	OZ1000ECW-20	OZ2000EC	OZ2000ECW-10	OZ4000EC	OZ4000ECW-10
A (in.)	5.00	6.69	10.69	8.27	12.27	10.63	14.63
B (in.)	15.00	27.00	27.00	28.00	28.00	30.00	30.00
C (in.)	9.50	17.72	17.72	20.08	20.08	20.08	20.08
D – Headroom (in.)	11.00	16.93	16.93	18.90	18.90	24.40	24.40
E (in.)	0.60	1.02	1.02	1.14	1.14	1.61	1.61
F (in.)	2.50	3.62	3.62	3.90	3.90	5.00	5.00
G (in.)	0.75	0.87	0.87	1.22	1.22	1.50	1.50

Dimensions and illustrations are for reference only and subject to change without notice.

500, 1000, 2000, 4000 lb.



# WIRELESS ADAPTERS

The OZ Lifting Products Wireless Adapter is a plug-and-play unit that allows the user the ability to control their OZ Electric Chain Hoist or OZ Electric Builder's Hoist wirelessly from up to 250 feet away. The Wireless Adapter can be installed in minutes and connects to the hoist to improve safety, productivity, and efficiency for a variety of lifting applications.

## Features

- Operate the hoist from a safe distance of up to 250 feet while keeping line of sight
- Compact and lightweight design easily connects and pairs to OZ Electric Chain Hoist or OZ Electric Builder's Hoist
- Improved safety, productivity, and efficiency
- 115V receiver voltage

## Standards - CE, FCC

**Wireless adapter kits include:** Transmitter, receiver, mounting bracket, and hardware. Remote requires (2) AA batteries - not included. Hoist sold separately.

BUILDER'S HOIST	OBHWA-T500	OBHWA-T1000	OBHWA
Dimensions (Length x Width x Height)	6 X 4 X 5	8 X 5 X 7	10 X 4.5 X 3.5
Weight Assembled (lb)	1.2 lb.	1.8 lb.	2.6 lb.
Receiver Voltage	115 V	115 V	115 V
Transmitter Battery	AA (x2)	AA (x2)	AA (x2)
Operating Range (Line of Sight)	250 ft.	250 ft.	250 ft.
Wireless Adapter Compatibility	Wireless Adapter for use with: OBH500 (Only models with serial numbers starting with "T" and "KW")	Wireless Adapter for use with: OBH1000 (Only models with serial numbers starting with "T" and "KW")	Wireless Adapter for use with: OBH500 & OBH1000 (Only serial numbers starting with "K", "KR", and "500") Plug & Play
ELECTRIC CHAIN HOIST (ECWA)			
Dimensions (Length x Width x Height)	7 X 12 X 4.5		
Weight Assembled (lb.)	3.4 lb.		
Receiver Voltage	115 V		
Transmitter Battery	AA (x2)		
Operating Range (Line of Sight)	250 ft.		
Wireless Adapter Compatibility	OZ1000EC (All serial numbers), OZ2000EC (Excluding serial numbers starting with "V"), OZ4000EC (Excluding serial numbers starting with "V")		



OBHWA-T500 with OBH500 shown




ECWA with OZ1000EC shown

ECWA



OBHWA-T500/T1000



OBHWA

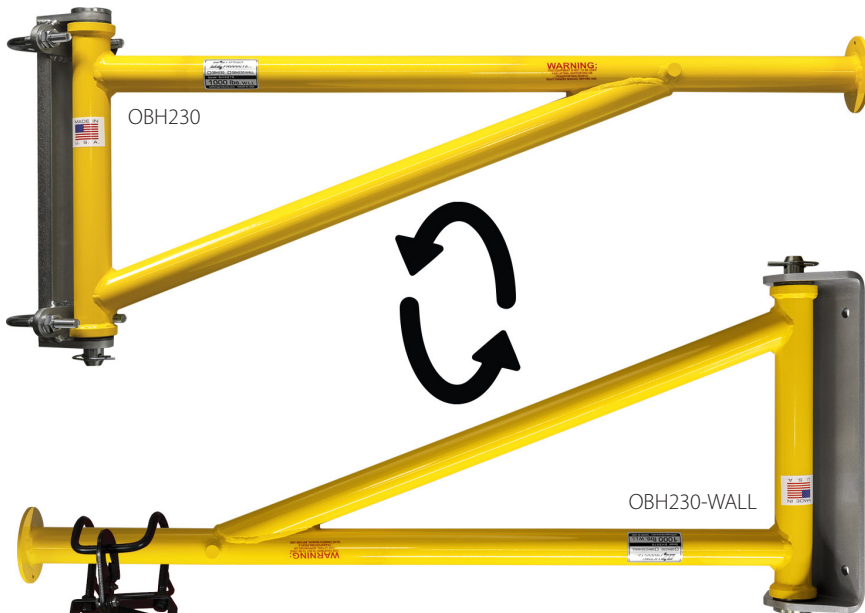


**WARNING  
CANCER AND REPRODUCTIVE HARM**  
Some products may contain chemicals known to the state of California to cause cancer, or birth defect or reproductive harm.  
[www.P65Warning.ca.gov](http://www.P65Warning.ca.gov)

Dimensions and illustrations are for reference only and subject to change without notice.



# ELECTRIC SERIES HOIST ACCESSORIES

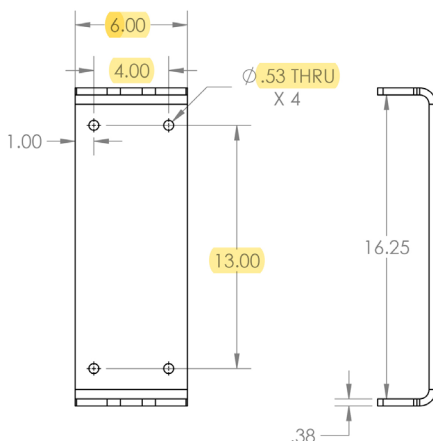


## Mounting Arm Bracket (Pipe-Mount and Wall-Mount)

- Durable powder coat finish
- Solid mounting bracket
- Portable / Light Weight
- Quick mount
- Includes mounting template
- Made in USA

**Both OBH230 and OBH230-WALL can be reverse mounted. Ideal for low headroom situations.**


	OBH230	OBH230-WALL
W - Width (in)	40 1/2	40 1/2
H - Height (in)	17 3/4	17 3/4
D - Mounting Pipe (in)	2	N/A
Capacity (lb.)	1000	1000
Net Weight (lb.)	26	31



OBH230-WALL - Mounting bolt pattern

Dimensions and illustrations are for reference only and subject to change without notice.

## OBH-CLAMP Builder's Hoist Beam Clamp



OBH-CLAMP	
A - Width (in)	13.5
B - Height (in)	5.375
Max flange width (in)	8
Capacity (lb.)	1000
Net Weight (lb.)	8

## OBH-HC Hoist Clamp

Hoist Clamp for hanging 1000 lb. and under manual and electric chain hoist on OBH230 & OBH230-WALL



OZ05PBTA-OBH  
**Trolley with OBH Hanger**  
Refer to OZ05PBTA dimensions on page 15



OZGBT-OBH  
**Geared Trolley with OBH Hanger**  
Refer to OZ1GBT dimensions on page 18



OZPBT-OBH  
**Push Beam Trolley with OBH Hanger**  
Refer to OZ1PBT dimensions on page 18

## OBH Hanger



OBH-HANGER



OBH-HANGER2

