

CHAIN HOIST



OZ020-10CHOP

Features

Standard Overload Protection – Overload Protection prevents the operator from exceeding the limitations of the hoist and is set at a minimum of 40% over the rated load.

Lifting or Pulling – Can be used for lifting or pulling which makes it a more versatile tool.

Minimal Load Lifting Effort – Double reduction gearing provides easy operation with minimal lifting effort.

Unique Hand Wheel Design – This feature enables the hand chain to successfully feed directly into the wheel sprocket from many directions and angles. Thus, the operator can use the hoist while standing to the side of, or even above the load without fear of the hand chain jamming.

All-Steel Construction – Featuring a long lasting powder coat finish, the all-steel construction ensures durable protection while providing a long and dependable service life in harsh environments.

Weston-Style Brake System – An enclosed and protected Weston-Style load brake stays clean and dry during the entire load operation. Also equipped with a unique twin pawl design for additional reliability.

Enclosed Gearing – Gears are protected from contamination and debris.

Sealed Roller Bearing – This feature provides smooth, controlled operation of the gears and shafts. This ensures maintenance-free lubrication.

Forged Hooks – Forged alloy steel hooks swivel 360° for easier attachment and positioning.

Thrust Bearing on Lower Hook – Allows easy rotation of load while suspended and prevents load chain twisting.

Cast steel safety latches – Heavy-duty, cast-steel safety latch has a bolt-and-lock nut connection. This feature simplifies changing latches in the field.

100% load tested Zinc-Plated Chain – Provides a durable non-oily finish.

Stainless Steel Riveted ID Tags – Made from stainless steel the ID tag is corrosion resistant.

Maintenance – Hoists can be quickly disassembled for fast and easy maintenance. See the videos and maintenance breakdown animations at OZLiftingProducts.com.

Standard Lift Lengths – 5,10,15, and 20 ft. Custom lengths available upon request.

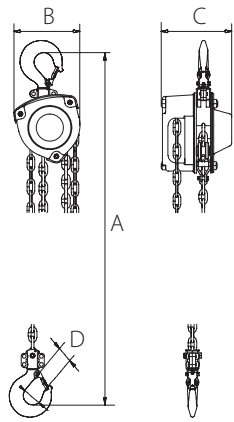
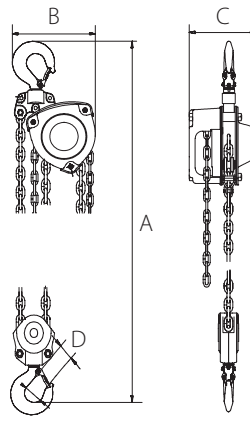
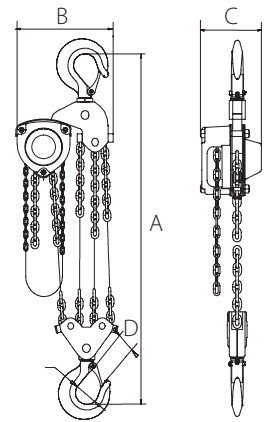
Individual test certificates & serial numbers.

Standards – CE, ASME/ANSI B30.16, AS1418.2



**OVERLOAD
PROTECTED**

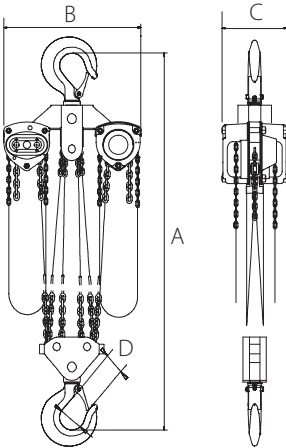


.5,1,1.5,2T**3,5T****10T**

		OZ005-XXCHOP	OZ010-XXCHOP	OZ015-XXCHOP	OZ020-XXCHOP	OZ030-XXCHOP	OZ050-XXCHOP	OZ100-XXCHOP
Capacity (tons)		.5	1	1.5	2	3	5	10
Falls of Chain		1	1	1	1	2	2	4
Effort to Lift S.W.L (lbs)		53	55	58	74	58	79	84
Loadchain Diameter (mm)		6x18	6x18	8x24	8x24	8x24	10x30	10x30
Dimensional Information (in)	A	13.58	14.80	17.40	18.50	19.29	27.09	30.12
	B	5.83	6.77	7.72	8.28	8.90	11.02	18.23
	C	5.20	5.94	6.81	6.89	6.81	7.44	7.44
Hook-opening, Upper & Lower (in)	D	1.10	1.26	1.42	1.42	1.81	1.81	2.24
Net Weight of Head Only (lbs)		21	24	31	36	41	64	114

***Standard Lift: 10, 15, 20 and 30 ft.**
We also do custom rigging

Dimensions & illustrations are for reference only and subject to change without notice.

20, 30 T

		OZ200-XXCHOP	OZ300-XXCHOP
Capacity (tons)		20	30
Falls of Chain		8	12
Effort to Lift S.W.L (lbs)		84 x2	90 x2
Load Chain Diameter (mm)		10	10
Dimensions (in)	A	35.04	54.33
	B	24.80	26.77
	C	7.44	18.23
Hook-opening, Upper & Lower (in)	D	2.23	3.00
Net Weight of Head Only (lbs)		315	360

OZ200-10CHOP



Standard Lift: 10 and 20 ft. We also do custom rigging

50, 60 and 100 Ton models available by special order only. Please contact for specifications.

37' Max length on 20T, 26' Max length on 30T

Dimensions & illustrations are for reference only and subject to change without notice.

XX in hoist model number indicates length of lift by foot.

