

ELECTRIC BUILDER'S HOIST



Features

- Lightweight and compact design for convenient mounting
- Automatic shut-off when rope reaches limit arm
- Dynamic and mechanical brake provides instant and safe braking
- Upper and lower limit switches for additional safety
- Sensor arm for motor shut-off to prevent reverse winding
- Galvanized wire rope with 360-degree weighted hook includes safety latch
- Quick release pendant and power cords
- Standard 115V power source-compatible
- Individual test certificate & serial number
- Wireless plug & play adapter available

Standards - CE

	OBH500	OBH1000
Capacity - Full Drum (lbs)	500	1000
Motor Voltage	115/1/60	115/1/60
Speed (fpm)	75	37
Motor (HP)	1.74	2.41
Motor KW	1300W/17.5A	1800W/15.5A
Lifting Height (ft)	90	90
Wire Rope (in)	3/16	1/4
Net Weight* (lbs)	54	73
Power cord length (ft)	15	15
Pendant length (ft)	65	65
Full Load (AMPS)	17.5	15.5
Duty Cycle (min)	15 (25%)	15 (25%)

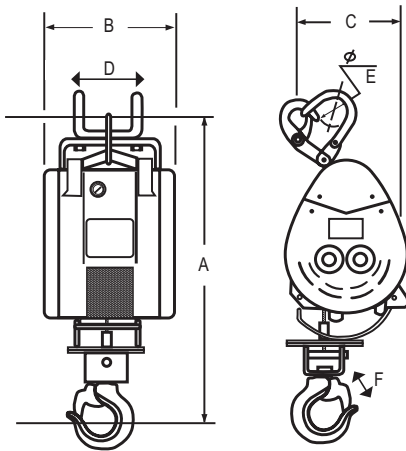


OBH1000


75 fpm
OBH500

37 fpm
OBH1000

500 & 1000 LBS



		OBH500	OBH1000
A (in)	Height	26.77	28.50
B (in)	Width	9.50	10.50
C (in)	Depth	7.88	12.00
D (in)	Hanger Width	4.50	5.50
E (in)	Hanger Opening	2	2
F (in)	Hook Opening	1.62	1.50



Dimensions and illustrations are for reference only and subject to change without notice.




All Wireless Adapter kit includes: Transmitter, receiver, mounting bracket, and hardware.
Batteries not included. Hoist sold separately.

WIRELESS ADAPTER COMPATIBILITY

ECWA	Wireless Adapter for use with: OZ1000EC (All serial numbers), OZ2000EC (Excluding serial numbers starting with "V"), OZ4000EC (Excluding serial numbers starting with "V")
OBHWA-T500	Wireless Adapter for use with: OBH500 (Only models with serial numbers starting with "T")
OBHWA-T1000	Wireless Adapter for use with: OBH1000 (Only models with serial numbers starting with "T")
OBHWA	Wireless Adapter for use with: OBH500 & OBH1000 (Only serial numbers starting with "K" or "500") Plug & Play


OBHWA-T500/T1000

OBHWA-T500 with OBH500 shown



OBHWA

OBHWA with OBH1000 shown




WARNING
CANCER AND REPRODUCTIVE HARM
 Some products may contain chemicals known to the state of California to cause cancer, or birth defect or reproductive harm.
www.P65Warning.ca.gov

Dimensions and illustrations are for reference only and subject to change without notice.



ELECTRIC SERIES HOIST ACCESSORIES



OBH230

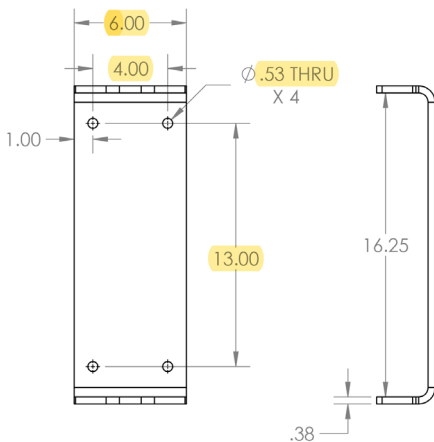
OBH230-WALL

Mounting Arm Bracket (Pipe-Mount and Wall-Mount)

- Durable powder coat finish
- Solid mounting bracket
- Portable / Light Weight
- Quick mount
- Includes mounting template
- Made in USA

Both OBH230 and OBH230-WALL can be reverse mounted. Ideal for low headroom situations.


	OBH230	OBH230-WALL
W - Width (in)	40 1/2	40 1/2
H - Height (in)	17 3/4	17 3/4
D - Mounting Pipe (in)	2	N/A
Capacity (lbs)	1000	1000
Net Weight (lbs)	26	31



OBH230-WALL - Mounting bolt pattern

Dimensions and illustrations are for reference only and subject to change without notice.

OBH-CLAMP Builder's Hoist Beam Clamp



OBH-CLAMP	
A - Width (in)	13.5
B - Height (in)	5.375
Max flange width (in)	8
Capacity (lbs)	1000
Net Weight (lbs)	8

OBH-HC Hoist Clamp

Hoist Clamp for hanging 1000 lb. and under manual and electric chain hoist on OBH230 & OBH230-WALL



OZ05PBTA-OBH
Trolley with
OBH Hanger 1



OZGBT-OBH
Geared Trolley
with OBH Hanger 2



OZPBT-OBH
Push Beam Trolley
with OBH Hanger 2

OBH Hanger < 1.265" opening



OBH-HANGER



OBH-HANGER2

< 1.03" opening

